



# Migration policy statistics nexus

## Clearer priorities and better data

Yanhong Zhang  
Statistics@ESCAP



## Number of Americans killed annually by:

Islamic jihadist immigrants <sup>1</sup> :	2
Far right-wing terrorists <sup>1</sup> :	5
All Islamic jihadist terrorists (including US citizens) <sup>1</sup> :	9
Armed toddlers <sup>2</sup> :	21
Lightning <sup>3</sup> :	31
Lawnmowers <sup>4</sup> :	69
Being hit by a bus <sup>4</sup> :	264
Falling out of bed <sup>4</sup> :	737
Being shot by another American <sup>5</sup> :	11,737

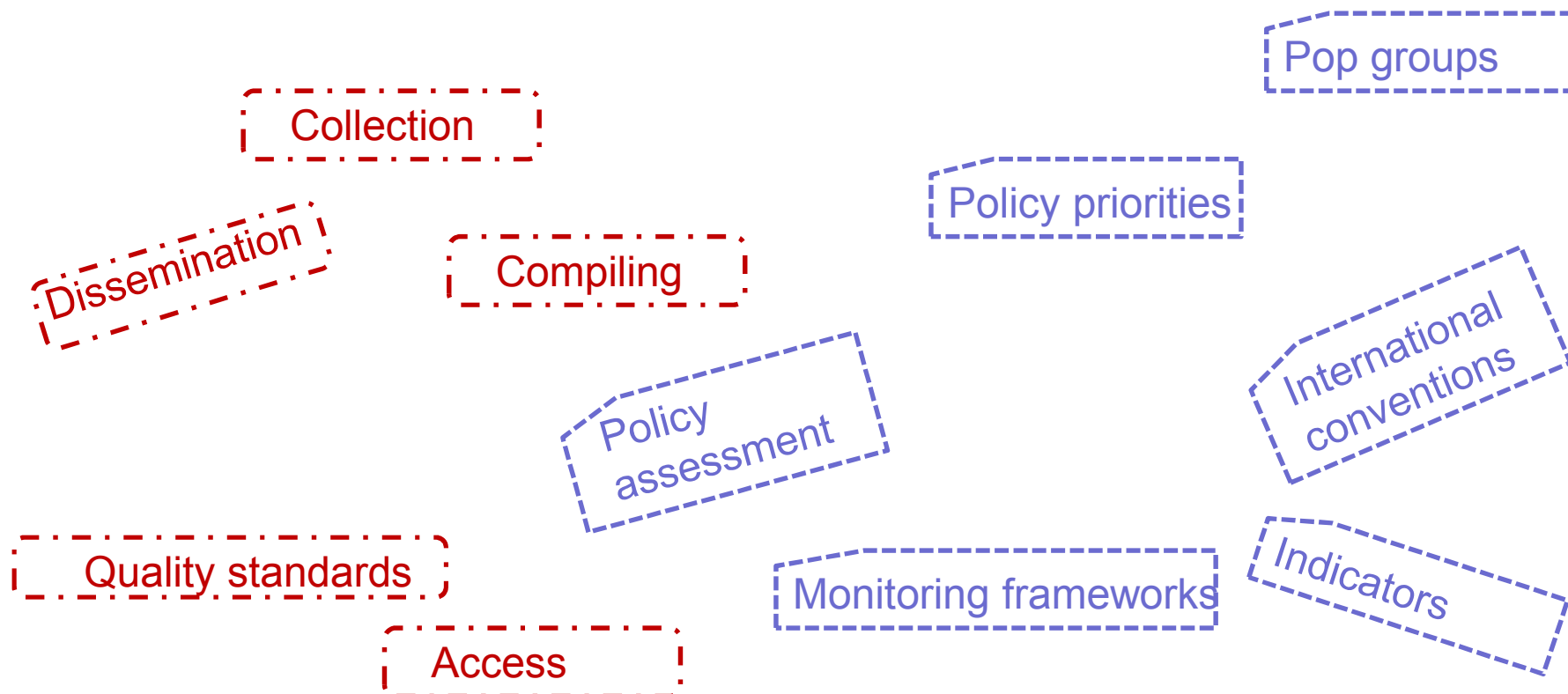
<sup>1</sup>10-year average of terrorist attacks - "Deadly Attacks Since 9/11," New America, <http://securitydata.newamerica.net/extremists/deadly-attacks.html>

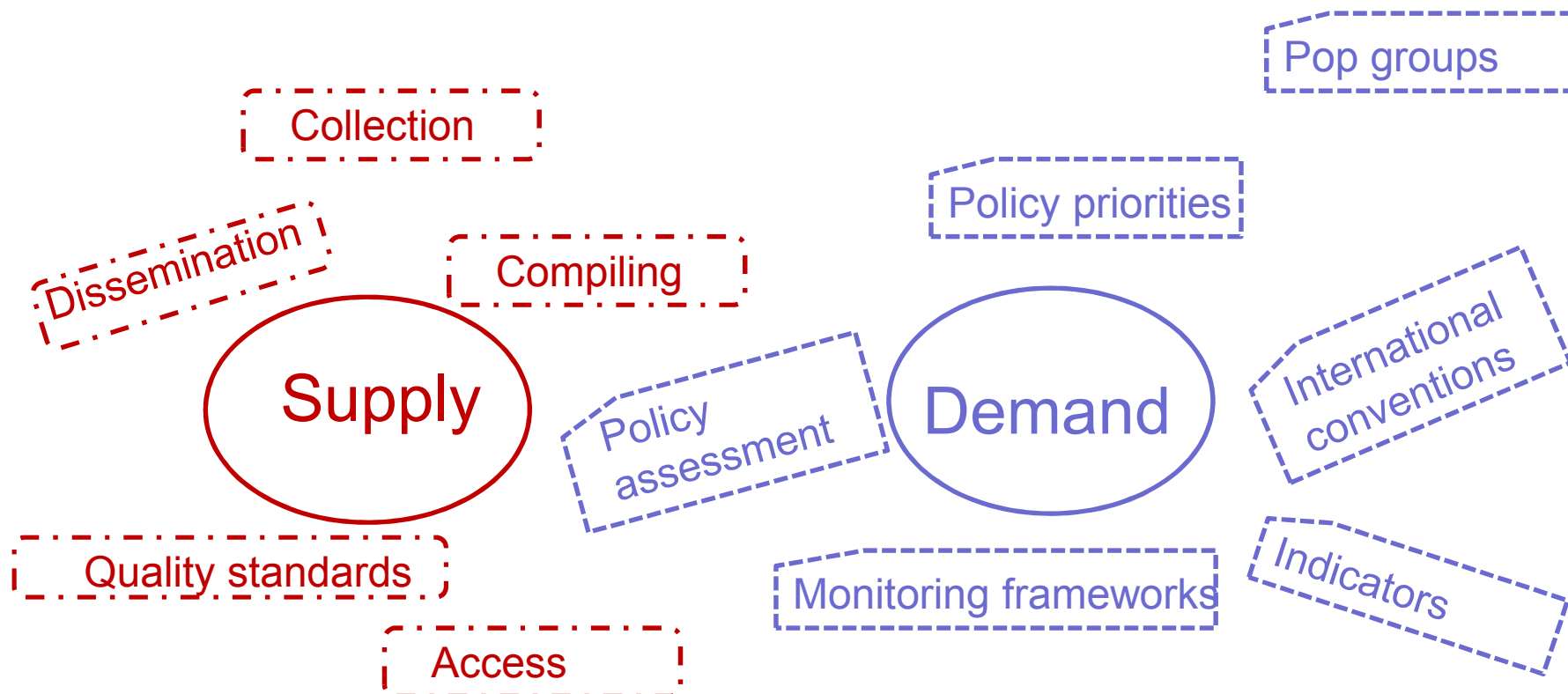
<sup>2</sup>[www.snopes.com/toddlers-killed-americans-terrorists/](http://www.snopes.com/toddlers-killed-americans-terrorists/)

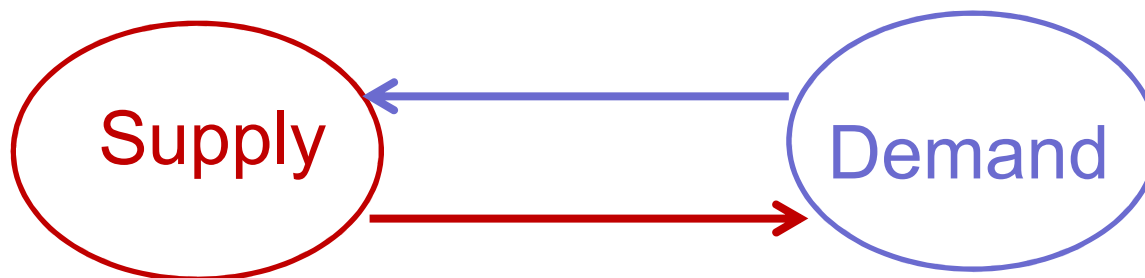
<sup>3</sup>10-year average of deaths by lightning, NOAA, [www.nws.noaa.gov/om/hazstats/resources/weather\\_fatalities.pdf](http://www.nws.noaa.gov/om/hazstats/resources/weather_fatalities.pdf)

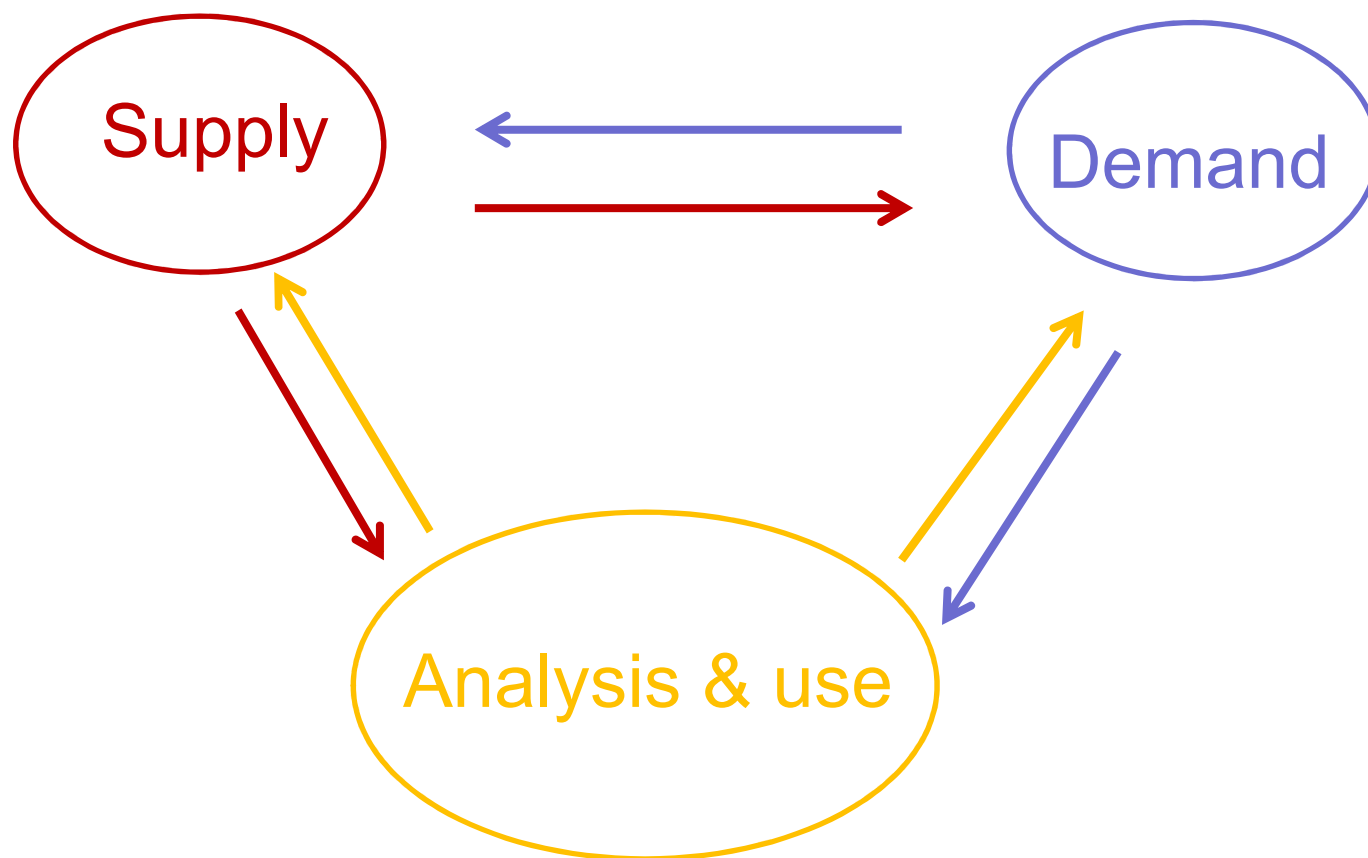
<sup>4</sup>10-year average, Underlying Cause of Death 2014, CDC, <http://wonder.cdc.gov/>

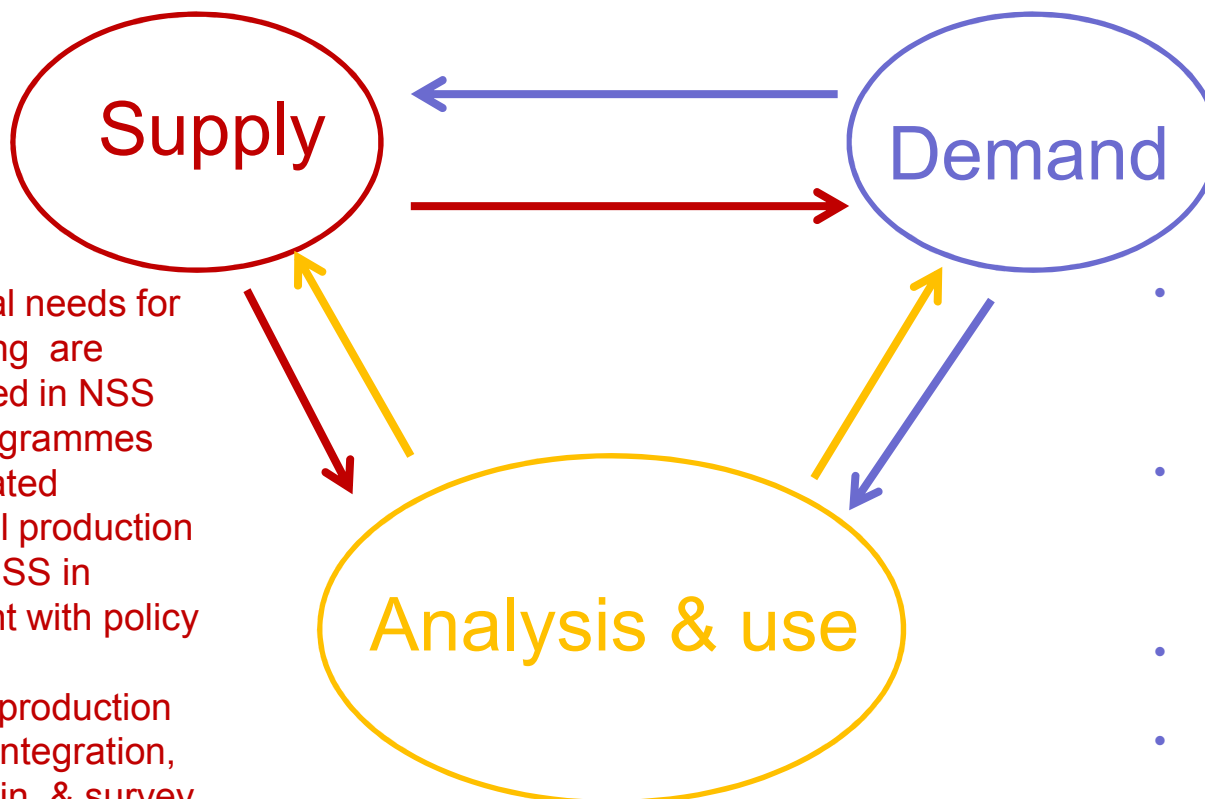
<sup>5</sup>10-year average 2005-2014, CDC, Injury Prevention & Control: Data & Statistics (WISQARS™) [www.cdc.gov/injury/wisqars/fatal\\_injury\\_reports.html](http://www.cdc.gov/injury/wisqars/fatal_injury_reports.html)











- Statistical needs for monitoring are addressed in NSS work programmes
- Coordinated statistical production across NSS in alignment with policy needs
- Efficient production through integration, e.g. admin & survey data sources
- Adopting agreed quality standards, procedures and good practices

- Enhanced analysis of existing data for evidence base on social inclusion
- Data accessibility to wide user community, including relevant government agencies, academia, business sector, for SDG analysis
- Confidentiality & responsible use essential

- National policies specific about priority population groups & their issues
- ..in reference to international & regional conventions, commitments
- Outcomes, processes or inputs
- Specific with time, magnitude
- Policy monitoring frameworks reflect above priority issues



## B. Strengthening statistical production (1): Scale of challenge

Most countries produce statistics	Having measurement standards?		
		Yes	No
	Yes	Tier I: 80	
	No	Tier II: 63	Tier III: 88

10 - non classified / mixed classification





Statistics@ESCAP

<http://www.unescap.org/our-work/statistics>

[zhangy@un.org](mailto:zhangy@un.org)